



Contents

Welcome	2
1 Let's explore together	4
2 Let's be happy at home	12
Review Units 1 and 2	20
3 Let's explore nature	22
4 Let's try new activities	30
Review Units 3 and 4	38
5 Let's share our food	40
6 Let's have holiday fun	48
Review Units 5 and 6	56
Goodbye	58
Celebrations	60
Picture Dictionary	62

Let's explore together

Lesson 1 → Vocabulary

Let's review!

PB p7

Find and trace. Then say.



pen

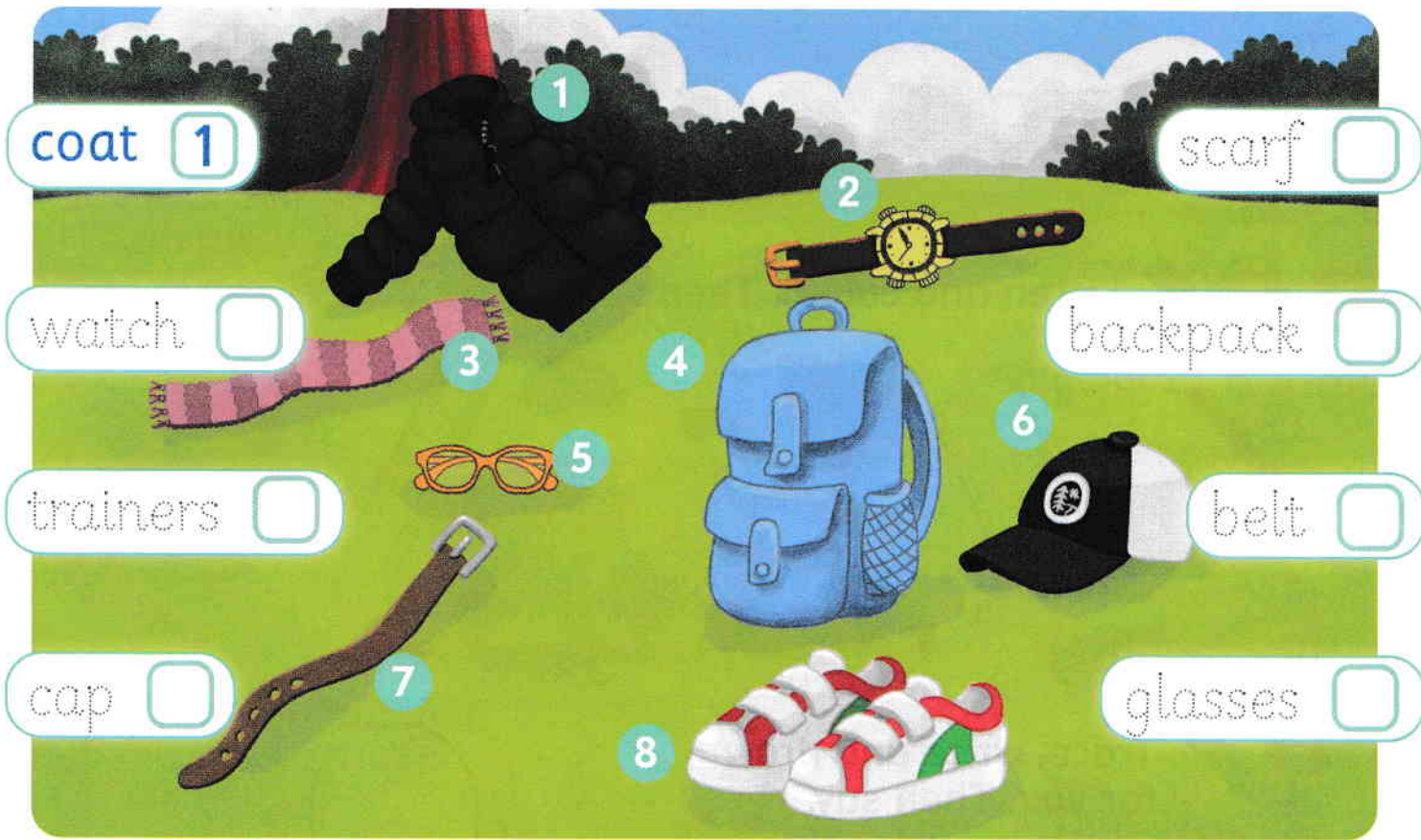


ruler



rubber

1 Trace and number.



Tell me!

What can you put on your head? Circle.

glasses

cap

trainers



1 Listen and circle.



Yes / No



Yes / No



Yes / No



Yes / No

2 Trace. Then look and circle.

Have you got ...

1 trainers?

Yes, I have. / No, I haven't.

2 a scarf?

Yes, I have. / No, I haven't.

3 a belt?

Yes, I have. / No, I haven't.

4 a coat?

Yes, I have. / No, I haven't.



I can shine!

3 Circle and colour.
Then ask and answer.

Have you got a yellow belt?

Yes, I have.



What are your favourite clothes? _____

Extra time?

1 PB p12-13 → Trace. Then read and circle.



Have you got glasses / backpacks?




Have you got a backpack / mascot?



The Explorers Club has got a mascot / scarf!

2 Find and colour the caps. Then count and write.



Let's imagine!


How many caps have you got?


I can shine!

3 Draw three things. Then ask and answer.

Have you got a scarf?

No, I haven't.





1 Trace. Then look and write.

short hair

long hair

dark hair

fair hair

1


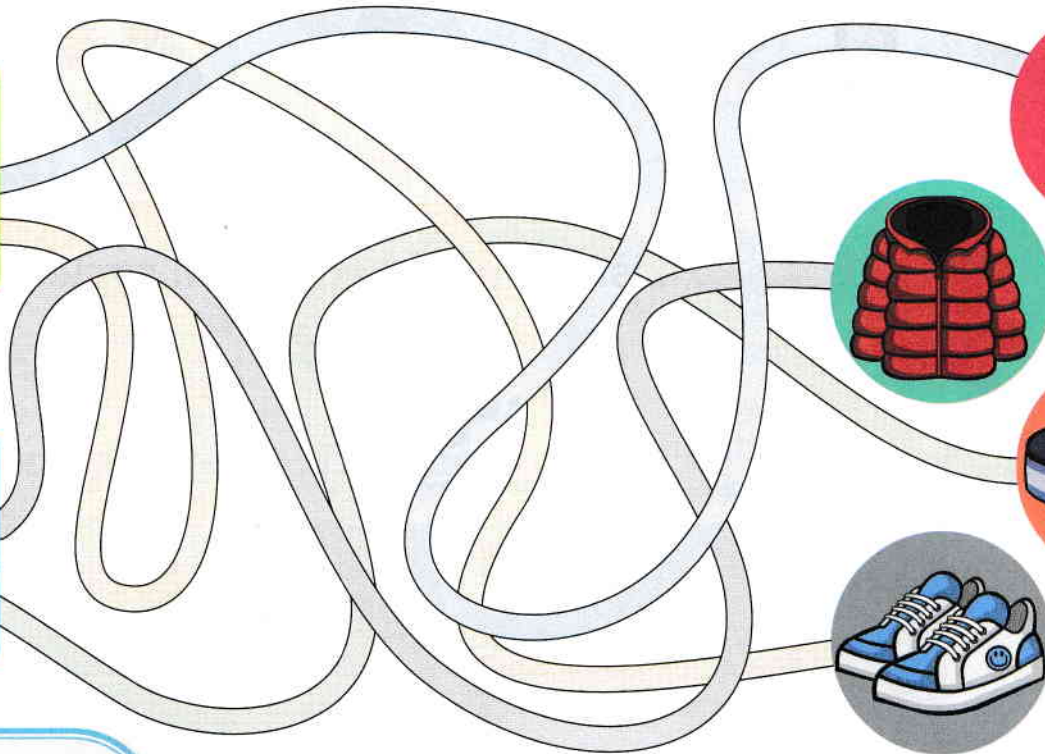
○

○

○



2 Follow, find and write. Then say.



Let's build!

He's got a cap.

He's got She's got

1 He's got a scarf.

2 _____ a coat.

3 _____ a belt.

4 _____ trainers.




Who's got long hair in your family? Tell a friend.

Extra time?

1  Listen and match.



My sounds

2  Listen and repeat. Then circle.



w / y

w / y

w / y

w / y

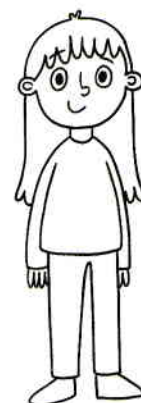
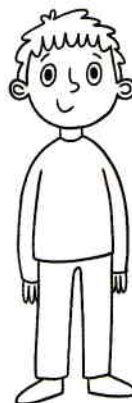
w / y

I can shine!

3  Listen to a friend and draw. Then swap.


He's got a long coat.

She's got a dark red scarf.



colour me





1 Look and write. Then say.

teacher builder chef explorer

1



chef

2



3



4



He's a chef.

I can shine!



2 Read and circle. Then act out.

Think and share

What can you say about your friend's photo?



Look at this!

Oh, what a great photo! / This is for you!

colour me



When can you comment on a photo? Tell a friend.

Extra time?

Welcome



to Busy Book 2!

Find the items
hidden in the book.



The Busy Book helps children develop in the following areas of learning...



Communication

Learning to speak together
in English.



Movement

Being active and building
confidence.



Finding out

Learning about and exploring
the world.



Critical thinking

Solving problems and puzzles
and learning thinking skills.



Creativity

Expressing ideas through
drawing and making.




We can do it!

Celebrating learning and
progress.



Polar Polly



Jungle Joe



Trace and circle

Find. Tick (✓) or cross (X).



Polar Polly's got:
trainers / glasses

Jungle Joe's got a:
scarf / cap



belt



watch



scarf




trainers

Polar Polly **Jungle Joe**

<input type="checkbox"/>	<input type="checkbox"/>
<input type="checkbox"/>	<input type="checkbox"/>
<input type="checkbox"/>	<input type="checkbox"/>
<input type="checkbox"/>	<input type="checkbox"/>



The Scarecrow



Look, the scarecrow's
got a cap.



Look, the scarecrow's
got a cap and a scarf.



Look, the scarecrow's got a
cap, a scarf and a coat.



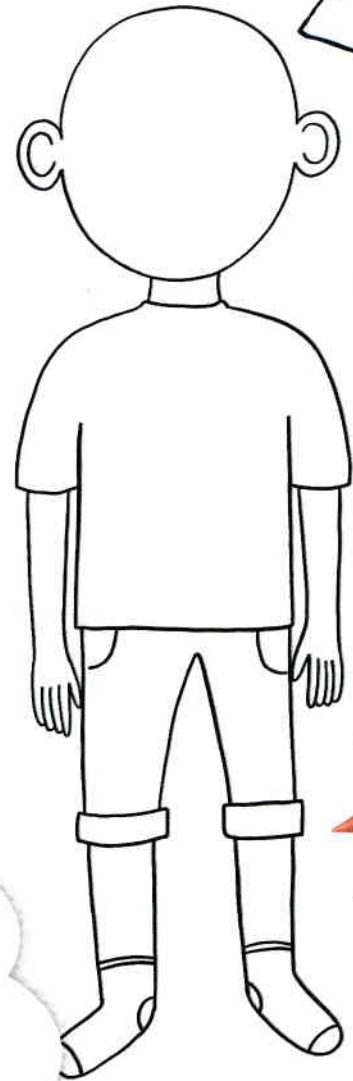

Look, the scarecrow's
got a friend.

In the last picture, why's
the scarecrow happy?

Let's create

Make an explorer.

Choose and draw:



What's your explorer called?

Say with me!

It's long, it's short, it's fair,
it's dark. What is it?

Tell a friend about your explorer.

